


Dear Dicky Beach SLSC Member,

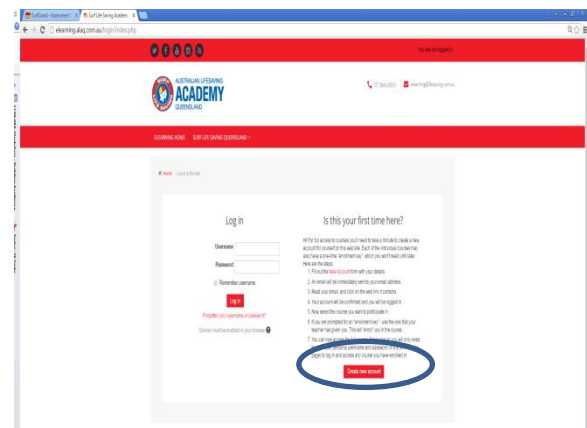
Surf Life Saving Queensland has launched its own e-learning platform which is independent from the SLSA one you have used in previous years to complete your online Skills Maintenance Theory Paper/Questions. The new SLSQ platform will work from any device and works with any internet browser. As this is the first year of use, you will need to create your account by choosing your own username and password and by providing some basic details so that we can help your club keep track of what you have completed. Please make sure you keep your username and password safe.

All active patrolling and award members will need to complete the 2016/2017 Skills Maintenance. Follow the directions provided below to get started.

Step 1: Type **elearning.alaq.com.au** into your internet browser URL bar. Once you arrive at the launch page you will need to click on '**Login**' at the top right of the screen.



Step 2: Since this is your first time here, you will need to click on the '**Create new account**' button which appears on the screen.



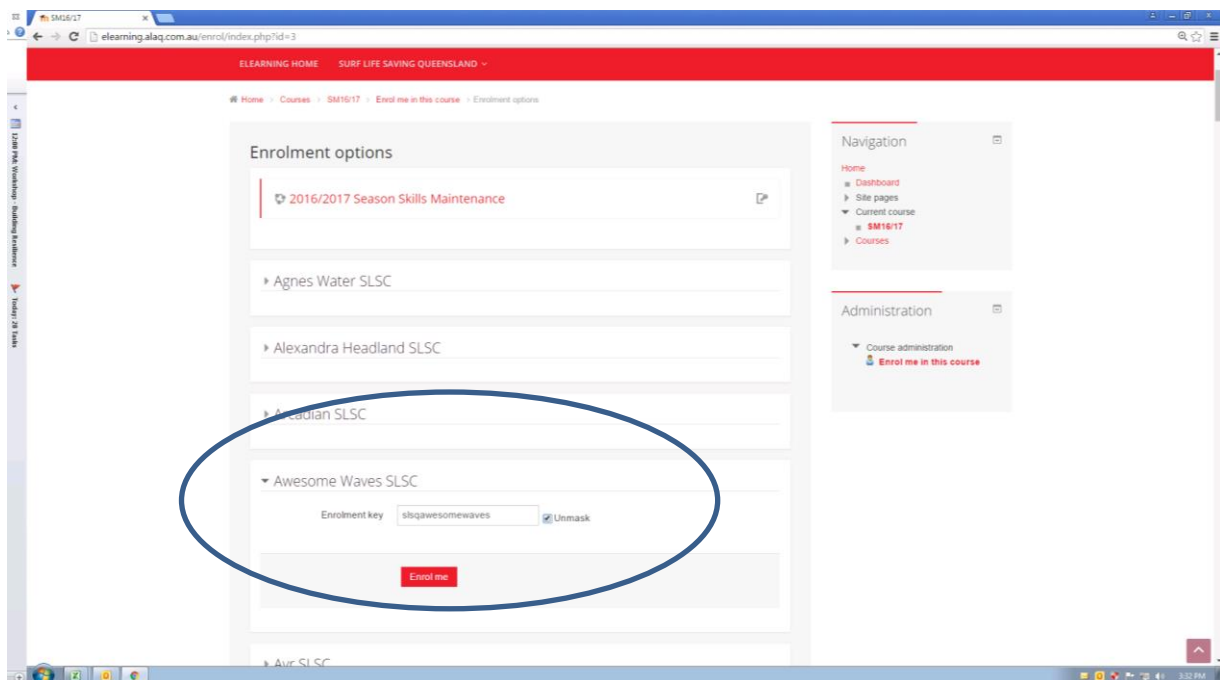
Step 3: **Enter your details** ensuring that you select a username and password that you will remember easily. Mandatory fields must be completed (if you have dual club memberships, enter the club name where you will be completing courses/skills maintenance). Once details are complete, click '**Create my account**'. You will get a message pop up saying you have been sent a confirmation email to the email address you listed.

Surf Life Saving Queensland

18 Manning Street t. +61 7 3846 8000
 South Brisbane QLD 4101 f. +61 7 3846 8008
 PO Box 3747 w. lifesaving.com.au
 South Brisbane QLD 4101 ABN 27 360 485 381

Step 4: Locate your confirmation email in your email programme. If this does not come through to your inbox, please check your junk/spam mail folder as we have found that some user's mail settings are specifying it as junk mail. **Click on the confirmation link contained with in your email** to activate your account.

Step 5: You are now ready to commence your Skills Maintenance/course, so select 2016/2017 Skills Maintenance from the course list. Scroll down the list until you find your group name (select your Club name) and enter the type the enrolment key you have been provided for your club (see example)



For your club your details are:

Enrolment Group Name to locate: Dicky Beach SLSC

Enrolment Key to type in box: slsqdickybeach

If you have dual membership and wish to enrol under the other club, please contact them for their details.

If you have any issues, please contact Aleisha Fisher, State Education Supervisor.
T: 07 3846 8093 (during business hours) or E: afisher@lifesaving.com.au

Surf Life Saving Queensland

18 Manning Street t. +61 7 3846 8000
South Brisbane QLD 4101 f. +61 7 3846 8008
PO Box 3747 w. lifesaving.com.au
South Brisbane QLD 4101 ABN 27 360 485 381